



# CATALOGUE




## 2022



**Professional & Industrial  
Steam Cleaning Appliances**

*Proud to deliver the steam you demand!*










DISCLAIMER: The manufacturer does not warrant that all information in these technical sheets are up to date and without fault. If in doubt about any given information, please contact your dealer. The pictures below are for illustrative purposes only.

Commercial/ Professional Steam Cleaner Range				
	JUPITER	JUPITER PRO	FURY	KIT1000 and KIT1000/JU
Maximum Pressure	8BAR	9BAR	9BAR	<b>VACUUM KIT</b> Kit includes: - VACUUM WITH STEEL SUPPORT (mounts on the rear of the machine and includes a short hose that connects the vacuum and the machine) - STEAM & VACUUM HOSE 4 METER - STEAM & VACUUM ACCESSORY SET
Maximum Temperature	170°C	175°C	175°C	
Steam output (water)	65gr./min. - 3,9lt./hour	80gr./min. - 4.8lt./hour	80gr./min. - 4.8lt./hour	
Water Tank Volume	10lt. PET External	10lt. PET External	5lt. PET Internal	
Electric Heating Power	3000 Watt	3300 Watt	3300 Watt	
Boiler volume	2.5lt.	3.1lt.	3.1lt.	
Heating up time	8-9 minutes	7 minutes	7 minutes	
Total power	3000W	3300 Watt	3300 Watt	
Voltage	230V~ 50/60Hz	230V~ 50/60 Hz	230V~ 50/60 Hz	
Boiler Material	Stainless Steel AISI 304	Stainless Steel AISI 304	Stainless Steel AISI 304	
Dimensions LxWxH mm	560 x 400 x 1100	560 x 400 x 1100	630 x 500 x 1100	
Net Weight	19kg	25kg	44kg	
Steam Regulation	Manual	Manual	Manual	
Detergent Function	Yes	Yes	Yes	
Detergent Tank Volume	10lt. PET Canister	10lt. PET External	2x5lt. PET External	
Vacuum	Optional with KIT1000/JU	Optional with KIT1000/JU	Optional with KIT1000	
Vacuum Power	--	--	--	1200 Watt
Vacuum Container Volume	--	--	--	15/20lt
Power cable Length	5 meter	5 meter	5 meter	
Standard Accessories	Steam Kit	Steam Kit	Steam Kit	Steam/vac kit

<b>Commercial/ Professional Steam Cleaner Range</b>				
	<b>JUPITER CW PRO</b>	<b>CONTRACTOR CAR WASH</b>	<b>VEGA</b>	<b>DEDALO TWIN</b>
Maximum Pressure	9BAR	9BAR	9BAR	9BAR
Maximum Temperature	175°C	175°	175°	175°
Steam output (water)	80gr./min. - 4.8lt./hour	80gr./min. - 4.8lt./hour	80gr./min. - 4.8lt./hour	80gr./min. - 4.8lt./hour
Water Tank Volume	10lt. PET External	10 lt. External	5lt. Internal	5lt. Internal
Electric Heating Power	3300 Watt	3300 Watt	3300 Watt	3300 Watt
Boiler volume	3.1lt.	3.1 lt.	3.1lt.	3.1lt
Heating up time	7 minutes	7 minutes	7 minutes	7 minutes
Total power	3500 Watt	3500 Watt	3500 Watt	3500 Watt
Voltage	230V~ 50/60 Hz	230V~ 50/60 Hz	230V~ 50/60 Hz	230V~ 50/60 Hz
Boiler Material	Stainless Steel AISI 304	Stainless Steel AISI 304	Stainless Steel AISI 304	Stainless Steel AISI 304
Dimensions LxWxH mm	740 x 400 x 1100	880x500x1100	790 x 400 x 1100	790 x 400 x 1050
Net Weight	30kg	52 kg	37 kg	50 kg
Steam Regulation	Manual	Manual	Manual	Yes – 4 levels electronic reg.
Detergent Function	Yes	Yes – 4 levels electronic reg.	Yes	yes
Detergent Tank Volume	10lt. PET External	10lt. PET External	5lt. Internal	5lt. Internal
Vacuum	Yes	Yes	Yes	Yes
Vacuum Power	1200 Watt	1200Watt	1200 Watt	1200 Watt
Vacuum Container Volume	15 lt.	20lt.	15lt.	15 lt.
Power cable Length	5 meter	5 meter	5 meter	5 meter
Standard Accessories	Car Wash accessories Kit	Car Wash accessories Kit	Steam Kit + Steam/Vacuum kit	Steam Kit + Steam/Vacuum kit

Industrial Triphase – Steam Cleaner Range			
	<b>SUPERNOVA</b>	<b>SUPERNOVA CW</b>	<b>SUPERVEGA JUNIOR TWIN</b>
Maximum Pressure	9BAR	9BAR	9BAR
Maximum Temperature	175°	175°C	175°
Steam output (water)	100gr./min. – 6,8lt./hour	120gr./min. - 7,2lt./hour	120gr./min. - 7,2lt./hour
Water Tank Volume	5lt. Internal	10lt. PET External	5lt. Internal
Electric Heating Power	4500 Watt	4500 Watt	4500 Watt
Boiler volume	4.5lt	4.5lt.	4.5lt
Heating up time	8-9 minutes	8-9 minutes	8-9 minutes
Total power	4500Watt	5750 Watt	5750 Watt
Voltage	400V~ 50/60 Hz	400V~ 50/60 Hz	400V~ 50/60 Hz
Boiler Material	Stainless Steel AISI 304	Stainless Steel AISI 304	Stainless Steel AISI 304
Dimensions LxWxH mm	880x500x1100	880x500x1100	770x400x1170
Net Weight	42 kg	58kg	45kg
Steam Regulation	Manual	Manual	Manual
Detergent Function	Yes – 4 levels electronic reg.	Yes – 4 levels electronic reg.	Yes – 4 levels electronic reg.
Detergent Tank Volume	2X5lt. External	10lt. PET External	5lt. Internal
Vacuum	Optional	Yes	Yes
Vacuum Power	1200 Watt	1200 Watt	1200 Watt
Vacuum Container Volume	20 lt.	20lt.	15 lt.
Power cable Length	5 meter	10 meter	10 meter
Standard Accessories	Steam Kit + Steam/Vacuum kit (optional)	Car Wash accessories Kit	Steam Kit + Steam/Vacuum kit

Industrial Triphase – Steam Cleaner Range			
	<b>SUPERVEGA PLUS TWIN</b>	<b>SUPERVAP</b>	<b>GALAXY</b>
Maximum Pressure	9BAR	10BAR	10BAR
Maximum Temperature	182°C	182°C	182°C
Max. Steam output Dry	13,2lt./hour – 220gr./min.	13,2lt./hour – 220gr./min.	26,4lt./hour – 440gr./min.
Max Steam output Wet	18lt./hour – 300gr./min	18lt./hour – 300gr./min	36lt./hour – 600gr./min.
Water Tank Volume	5lt. Internal	20lt. Internal	40lt. Internal
Electric Heating Power	9000 Watt	9000 Watt	18000 Watt
Boiler volume	4.5lt. Stainless Steel AISI 304	4.5lt. Stainless Steel AISI 304	9lt. Stainless Steel AISI 304
Heating up time	5 minutes	5 minutes	5 minutes
Voltage	400V~ 50/60 Hz	400V~ 50/60Hz	400/415V~ 50/60Hz
Dimensions LxWxH mm	770x400x1170	880x600x1100	800x700x1100
Net Weight	58kg	63 kg.	85 - 94kg
Dry steam Regulation	Manual	Manual 0 – 220gr./min	Manual 0 – 440gr./min.
Wet steam Regulation	4 levels reg. 20/40/60/80 gr/m	4 levels reg. 20/40/60/80 gr/m	4 levels reg. 20/40/60/80 gr/m
Detergent Function	4 levels reg. 20/40/60/80 gr/m	4 levels reg. 20/40/60/80 gr/m	4 levels reg. 20/40/60/80 gr/m
Detergent Tank Volume	5lt. Internal	2x5lt. External	2x5lt. External
Vacuum	Yes	Optional with KIT1150/XX	Optional with KIT1150/XX-8
Vacuum Power	1200 Watt	---	---
Vacuum Container Volume	20 lt.	---	---
Power cable Length	10 meter	10 meter	10 meter
Standard Accessories	Steam Kit + Steam/Vacuum kit	Steam lance + brushes kit + vacuum kit (optional)	Steam lance + brushes kit + vacuum kit (optional)

Industrial Triphase – Steam Cleaner Range				
	<b>COSMOS 18/36KW</b>	<b>COSMOS</b>	<b>KIT1150/XX o KIT1150/XX-8</b>	<b>MERCURY 50KW and 72 KW</b>
Maximum Pressure	10BAR	10BAR	<b>VACUUM KIT FOR INDUSTRIAL 3PHASE MACHINES</b> Kit includes: - VACUUM WITH STEEL SUPPORT (mounts on the rear of the machine and includes a short hose that connects the vacuum and the machine) - STEAM & VACUUM HOSE 6 METER - STEAM & VACUUM ACCESSORY SET	10BAR
Maximum Temperature	182°C	182°C		182°C
Max. Steam output Dry	51,6lt./hour – 86ogr./min.	51,6lt./hour – 86ogr./min.		265lb. (120kg) hour / 4.4lb (2kg) min.
Max Steam output Wet	66lt./hour – 110ogr./min.	66lt./hour – 110ogr./min.		---
Water Tank Volume	40lt. Internal	40lt. Internal		40lt. Internal
Electric Heating Power	18000/ 36000 Watt	36000 Watt		72000Watt
Boiler volume	18lt. Stainless Steel AISI 304	18lt. Stainless Steel AISI 304		Stainless Steel AISI 304
Heating up time	5 minutes	5 minutes		7 minutes
Total power	400V~ 50/60Hz	400V~ 50/60Hz		480V~ 60Hz
Dimensions LxWxH mm	880x700x1230	880x700x1230		1000x600x700
Net Weight	108kg	108kg		120kg
Dry steam Regulation	Steam Regulation at 18kw or 36kw output	Manual o – 86ogr./min.		
Wet steam Regulation	4 Levels approx. 60/120/180/240 gr/m	4 Levels approx. 60/120/180/240 gr/m		
Detergent Function	* 4 Levels approx. 60/120/180/240 gr/m	* 4 Levels approx. 60/120/180/240 gr/m		
Detergent Tank Volume	2x5lt. Internal	2x5lt. Internal		---
Vacuum	Optional with KIT1150/XX-8	Optional with KIT1150/XX-8		---
Vacuum Power	---	---	1200 Watt	---
Vacuum Container Volume	---	---	20lt.	---
Power cable Length	10 meter	10 meter		3 meter
Standard Accessories	Steam lance + brushes kit + vacuum kit (optional)	Steam lance + brushes kit + vacuum kit (optional)	Kit aspirazione/vapore	Steam hose



## ACCESSORIES

Quick release Lance:



Optional lances:





## Steam kit :



## Steam + Vacuum kit :





# Accessori Car Wash:



*Fieri di fornirvi il vapore che vi serve!*



Copyright © 2022 DOMAN S.r.l. – Version 01-2022

**DOMAN SRL**

Via Monte Tomba 8  
36060 Romano d'Ezzelino (VI)  
Italy

Tel: +39.0424.577009

Fax: +39.0424.879679

E-mail: [info@doman.it](mailto:info@doman.it)

Web: [www.doman.it](http://www.doman.it)

